

HIRE

SALES

TRAINING

0345 130 0000

NATIONAL
COVERAGE

**STAR
PLATFORMS**

POWERED ACCESS HIRE, SALES & TRAINING

Model
Type
SJ4740
Scissor Lift

Working height

13.86m

Length

2.40m

Width

1.19m

Lifting Capacity

350kg

Machine weight

2970kg

Power

Electric

Use



STANDARD FEATURES

- Drivable at full height
- Variable speed, front wheel hydraulic drive
- DC Motor controller
- Half height hinged gate
- Dual holding brakes
- Proportional controls for drive & lift functions
- 3' (0.91 m) Roll out extension deck
- 24V DC power source
- Low voltage battery protection
- 25% Gradeability
- Solid rubber, nonmarking tyres
- Pothole protection system
- 110V AC outlet on platform with GFI
- Tilt alarm with drive & lift cutout
- All motion audible alarm
- Lanyard attachment points
- Operator horn
- Hinged railing system
- Forklift pockets and tie down/lift lugs
- Relay based control system
- Color coded and numbered wiring system
- Telematics ready

IPAF Category 3a

Do you hold a valid operator's licence?

The Powered Access Licence (PAL) Card is recognised worldwide as proof of platform operator training to the highest standard.

It is issued by the International Powered Access Federation (IPAF) to platform operators who successfully complete a training course at an IPAF approved training centre.

Quick checklist for employers and operators using powered access machines:

- ✓ I have an IPAF PAL card
- ✓ Date is still valid (Licence expires after 5 years)
- ✓ All categories for the machine's being used are listed on the PAL card (e.g. 3a, 3b, PAV).



If you can answer yes to all three, you're good to go!

If not, please call us to discuss your requirements and arrange a training course.



PAV



Push-around

3a

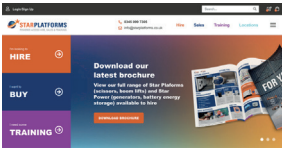


Mobile Vertical

3b



Mobile Boom

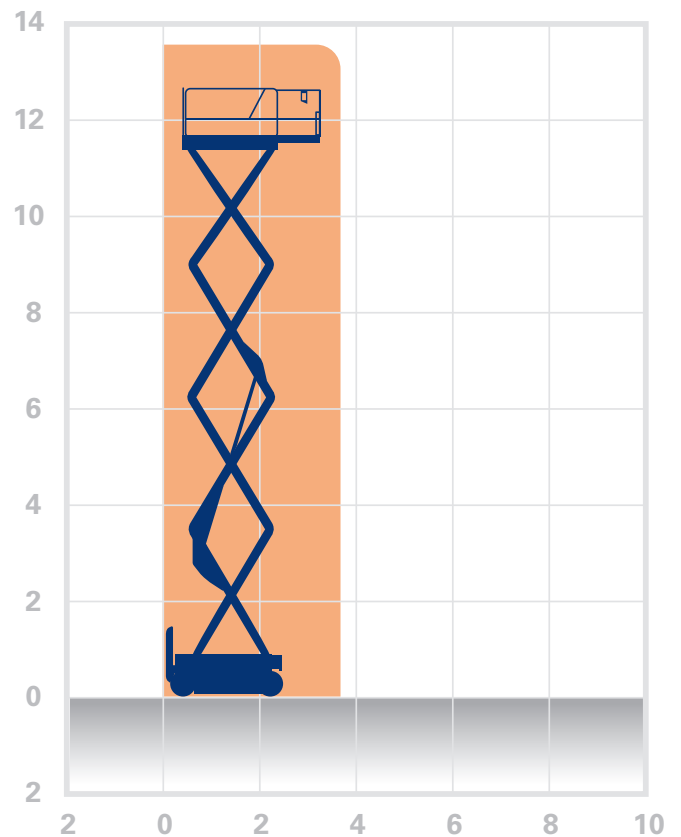
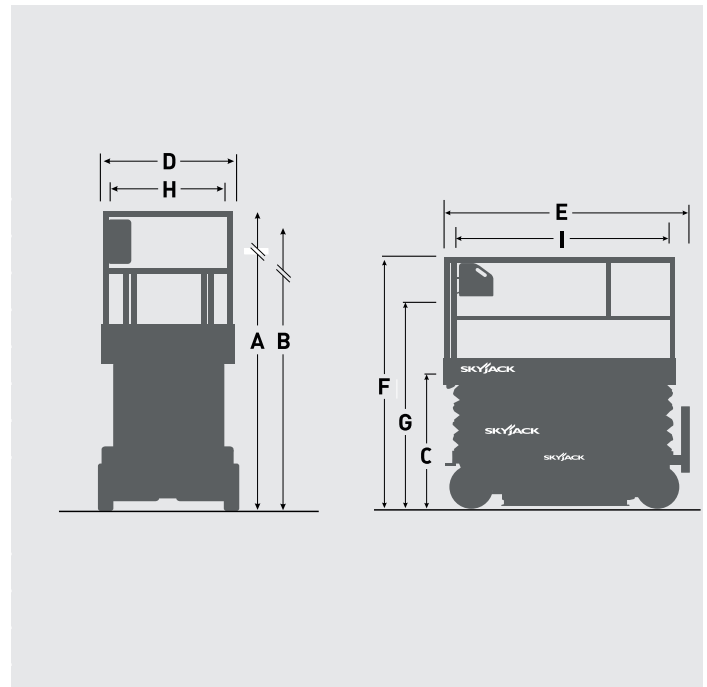


For more information head to our website starplatforms.co.uk



SJ4740 Scissor Lift

Dimensions	
Work Height A	13.86m
Raised Platform Height B	11.86m
Lowered Platforms Height C	1.41m
Overall Width D	1.19m
Overall Length E	2.40m
Stowed Height (Rails Up) F	2.53m
Stowed Height (Rails Down) G	2.03m
Platform Size H/I	2.19 x 1.06m
Specifications	
Extension Deck (Roll Out)	0.91m
Ground Clearance (Pothole Raised)	11.40cm
Wheelbase	1.85m
Weight	2970kg
Gradeability	25°
Turning Radius (Inside)	0.45m
Turning Radius (Outside)	2.51m
Drive Speed (Stowed)	3.0km/h
Drive Speed (Raised)	1.0km/h
Maximum Drive Height	Full Height
SWL	350kg
Maximum Persons (indoor / outdoor)	3/0
Tyre Type	Solid / Non-marking



Have you discovered our sister company, Star Power?
Your one-stop shop for temporary power hire
03300 535622 / star-power.co.uk

