

HIRE

SALES

TRAINING



PRODUCT SELECTION GUIDE



MAKING ACCESS HIRE SIMPLE

Delivering a first class service from start to finish is always our goal.

Star Platforms is an independently owned company, operated by a team with many years of experience in powered access.

We know what is important to our customers and delivering a first class service from start to finish is always our primary goal. This applies to all customers and every hire, so whether you are an infrequent user or a regular user of powered access you can be confident that Star Platforms will deliver.

Hire, lease, or buy: machines are available for regular hire, long term contract hire or outright purchase (new and used). *Whichever suits you best.*



IPAF TRAINING

Do you hold a valid operator's licence?

The Powered Access Licence (Powered Access Licence) Card is recognised worldwide as proof of platform operator training to the highest standard.

It is issued by the International Powered Access Federation (IPAF) to platform operators who successfully complete a training course at an IPAF approved training centre.

Please call us to discuss your training requirements or to arrange a training course. For a full list of IPAF categories visit www.starplatforms.co.uk/training



PAV Push-around



3a Mobile Vertical



3b Mobile Boom

You can order online or by calling our national hire line below or email hire@starplatforms.co.uk and we'll do the rest.

HIRE

SALES

TRAINING

0844 682 0000



**NATIONAL
COVERAGE**

**ACCESS
ALLIANCE**

We offer a true UK wide hire service via a network of strong regional access companies who share Star Platforms' values, offering high service levels and quality equipment.

For full specifications, head to our website starplatforms.co.uk

STRAIGHT UP

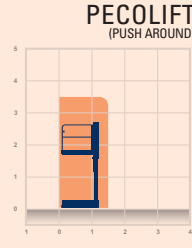
PUSH AROUND & SCISSOR LIFTS

UP & OVER

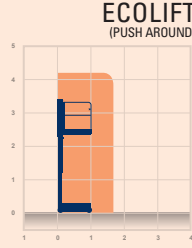
ARTICULATING BOOM LIFTS

PUSH AROUND

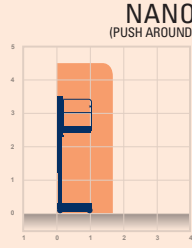
Group Code	LMSPPE
Manufacturer	Power Tower
Reach Height (Max)	3.50m
Platform Height (Max)	1.50m
Length (Stowed)	0.90m
Deck Extension	N/A
Closed Height (Stowed)	1.55m
Width	0.70m
Lifting Capacity	150kg
Weight	180kg
Power Supply	Manual
Tyres	Non Marking
Ideal Ground Conditions	Flat / Slab
IPAF Licence Category	PAV



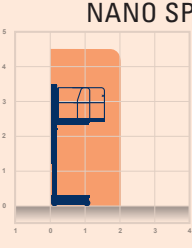
Group Code	LM7PE
Manufacturer	Power Tower
Reach Height (Max)	4.20m
Platform Height (Max)	2.20m
Length (Stowed)	1.28m
Deck Extension	N/A
Closed Height (Stowed)	1.94m
Width	0.70m
Lifting Capacity	150kg
Weight	305kg
Power Supply	Manual
Tyres	Non Marking
Ideal Ground Conditions	Flat / Slab
IPAF Licence Category	PAV



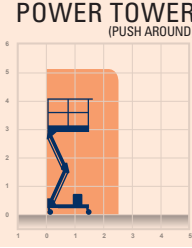
Group Code	LP9TN
Manufacturer	Power Tower
Reach Height (Max)	4.50m
Platform Height (Max)	2.50m
Length (Stowed)	1.20m
Deck Extension	N/A
Closed Height (Stowed)	1.56m
Width	0.75m
Lifting Capacity	200kg
Weight	285kg
Power Supply	Battery
Tyres	Non Marking
Ideal Ground Conditions	Flat / Slab
IPAF Licence Category	PAV



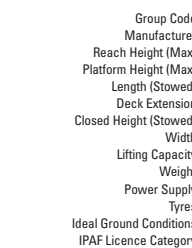
Group Code	LE9TN
Manufacturer	Power Tower
Reach Height (Max)	4.50m
Platform Height (Max)	2.50m
Length (Stowed)	1.20m
Deck Extension	0.50m
Closed Height (Stowed)	1.59m
Width	0.75m
Lifting Capacity	200kg
Weight	478kg
Power Supply	Battery
Tyres	Non Marking
Ideal Ground Conditions	Flat / Slab
IPAF Licence Category	3a



Group Code	LP11PT
Manufacturer	Power Tower
Reach Height (Max)	5.10m
Platform Height (Max)	3.10m
Length (Stowed)	1.60m
Deck Extension	N/A
Closed Height (Stowed)	1.85m
Width	0.78m
Lifting Capacity	250kg
Weight	342kg
Power Supply	Battery
Tyres	Non Marking
Ideal Ground Conditions	Flat / Slab
IPAF Licence Category	PAV

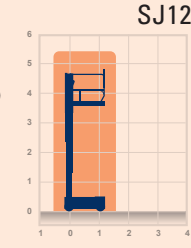


Group Code	SE2632
Manufacturer	Skyjack
Reach Height (Max)	9.79m
Platform Height (Max)	7.79m
Length (Stowed)	2.32m
Deck Extension	0.91m
Closed Height (Stowed)	1.93m
Width	0.84m
Lifting Capacity	227kg
Weight	2014kg
Battery	Non Marking
Ideal Ground Conditions	Flat / Slab
IPAF Licence Category	3a

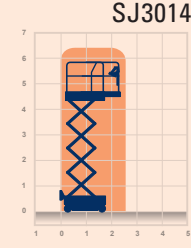


ELECTRIC SCISSORS

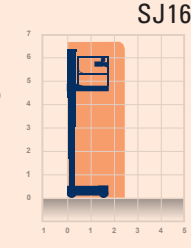
LE12VM	Skyjack
Reach Height (Max)	5.80m
Platform Height (Max)	3.60m
Length (Stowed)	1.37m
Deck Extension	0.41m (Traversing)
Closed Height (Stowed)	1.55m
Width	0.70m
Lifting Capacity	227kg
Weight	864kg
Battery	Non Marking
Ideal Ground Conditions	Flat / Slab
IPAF Licence Category	3a



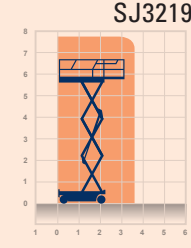
SE1430	Skyjack
Reach Height (Max)	6.40m
Platform Height (Max)	2.20m
Length (Stowed)	1.49m
Deck Extension	0.51m
Closed Height (Stowed)	1.59m
Width	0.70m
Lifting Capacity	240kg
Weight	305kg
Battery	Non Marking
Ideal Ground Conditions	Flat / Slab
IPAF Licence Category	3a



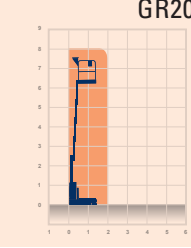
LE16VM	Skyjack
Reach Height (Max)	6.72m
Platform Height (Max)	4.72m
Length (Stowed)	1.37m
Deck Extension	0.41m (Traversing)
Closed Height (Stowed)	1.56m
Width	0.77m
Lifting Capacity	200kg
Weight	931kg
Battery	Non Marking
Ideal Ground Conditions	Flat / Slab
IPAF Licence Category	3a



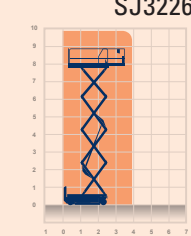
SE1932	Skyjack
Reach Height (Max)	7.65m
Platform Height (Max)	5.65m
Length (Stowed)	1.80m
Deck Extension	0.50m
Closed Height (Stowed)	1.78m
Width	0.81m
Lifting Capacity	227kg
Weight	1476kg
Battery	Non Marking
Ideal Ground Conditions	Flat / Slab
IPAF Licence Category	3a



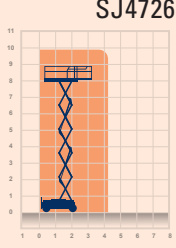
LE20VM	Genie
Reach Height (Max)	5.10m
Platform Height (Max)	6.02m
Length (Stowed)	1.35m
Deck Extension	0.51m
Closed Height (Stowed)	1.85m
Width	0.78m
Lifting Capacity	159kg
Weight	1112kg
Battery	Non Marking
Ideal Ground Conditions	Flat / Slab
IPAF Licence Category	3a



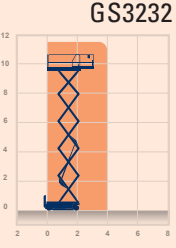
SE2632	Skyjack
Reach Height (Max)	9.79m
Platform Height (Max)	7.79m
Length (Stowed)	2.32m
Deck Extension	0.91m
Closed Height (Stowed)	1.93m
Width	0.84m
Lifting Capacity	227kg
Weight	2014kg
Battery	Non Marking
Ideal Ground Conditions	Flat / Slab
IPAF Licence Category	3a



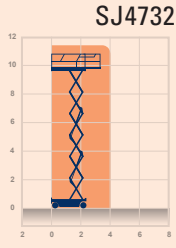
SE2646	Skyjack
Reach Height (Max)	9.82m
Platform Height (Max)	7.82m
Length (Stowed)	2.32m
Deck Extension	1.22m
Closed Height (Stowed)	1.90m
Width	1.19m
Lifting Capacity	454kg
Weight	2135kg
Battery	Non Marking
Ideal Ground Conditions	Flat / Slab
IPAF Licence Category	3a



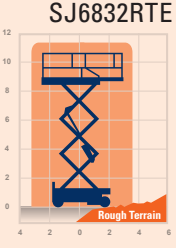
SE3232	Genie
Reach Height (Max)	11.75m
Platform Height (Max)	9.75m
Length (Stowed)	2.44m
Deck Extension	0.91m
Closed Height (Stowed)	2.03m
Width	0.81m
Lifting Capacity	227kg
Weight	2352kg
Battery	Non Marking
Ideal Ground Conditions	Flat / Slab
IPAF Licence Category	3a



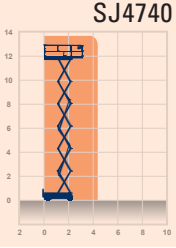
SE3246	Skyjack
Reach Height (Max)	11.65m
Platform Height (Max)	9.65m
Length (Stowed)	2.32m
Deck Extension	1.22m
Closed Height (Stowed)	1.99m
Width	1.19m
Lifting Capacity	318kg
Weight	2571kg
Battery	Non Marking
Ideal Ground Conditions	Flat / Slab
IPAF Licence Category	3a



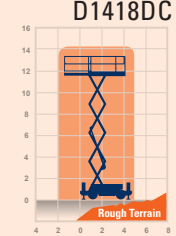
SE3268	Skyjack
Reach Height (Max)	11.75m
Platform Height (Max)	9.75m
Length (Stowed)	3.35m
Deck Extension	1.52m
Closed Height (Stowed)	1.75m
Width	1.76m
Lifting Capacity	454kg
Weight	3844kg
Battery	Non Marking
Ideal Ground Conditions	Rough Terrain
IPAF Licence Category	3a



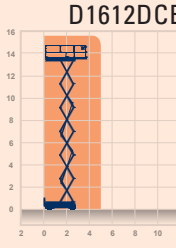
SE3947	Skyjack
Reach Height (Max)	13.86m
Platform Height (Max)	11.86m
Length (Stowed)	2.40m
Deck Extension	0.91m
Closed Height (Stowed)	2.03m
Width	1.19m
Lifting Capacity	350kg
Weight	2970kg
Battery	Non Marking
Ideal Ground Conditions	Flat / Slab
IPAF Licence Category	3a



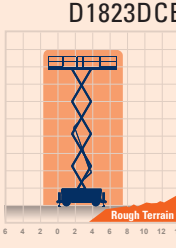
SE4069	Dingli
Reach Height (Max)	14.30m
Platform Height (Max)	12.30m
Length (Stowed)	3.84m
Deck Extension	1.43m
Closed Height (Stowed)	1.97m
Width	1.76m
Lifting Capacity	363kg
Weight	5150kg
Battery	Non Marking
Ideal Ground Conditions	All
IPAF Licence Category	3a



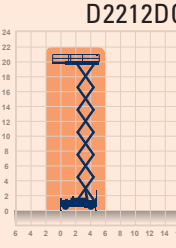
SE4549	Dingli
Reach Height (Max)	13.70m
Platform Height (Max)	9.82m
Length (Stowed)	2.84m
Deck Extension	0.90m
Closed Height (Stowed)	1.25m
Width	1.25m
Lifting Capacity	250kg
Weight	3180kg
Battery	Non Marking
Ideal Ground Conditions	Flat / Slab
IPAF Licence Category	3a




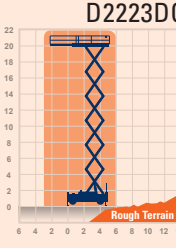
SE6649	Dingli
Reach Height (Max)	18.00m
Platform Height (Max)	16.00m
Length (Stowed)	4.88m
Deck Extension	1.43m / 1.16m
Closed Height (Stowed)	2.49m
Width	2.29m
Lifting Capacity	680kg
Weight	8,900kg
Battery	Non Marking
Ideal Ground Conditions	Rough Terrain
IPAF Licence Category	3a



SE6649	Dingli
Reach Height (Max)	22.00m
Platform Height (Max)	20.00m
Length (Stowed)	4.72m
Deck Extension	1.80m
Closed Height (Stowed)	2.99m
Width	1.25m
Lifting Capacity	600kg
Weight	12,350kg
Battery	Non Marking
Ideal Ground Conditions	Flat / Slab
IPAF Licence Category	3a

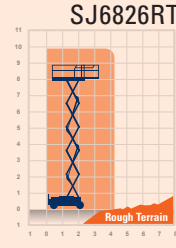


SE6697	Dingli
Reach Height (Max)	22.00m
Platform Height (Max)	20.00m
Length (Stowed)	4.95m
Deck Extension	2.70m
Closed Height (Stowed)	3.00m
Width	2.46m
Lifting Capacity	750kg
Weight	13400kg
Battery	Non Marking
Ideal Ground Conditions	All
IPAF Licence Category	3a

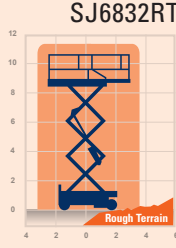


DIESEL SCISSORS

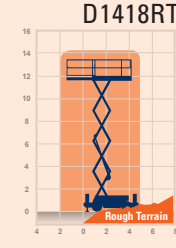
SD2668	Skyjack
Reach Height (Max)	9.92m
Platform Height (Max)	7.92m
Length (Stowed)	3.35m
Deck Extension	1.52m
Closed Height (Stowed)	1.61m
Width	1.76m
Lifting Capacity	567kg
Weight	3500kg
Diesel	Foam Filled
Ideal Ground Conditions	Rough Terrain
IPAF Licence Category	3a



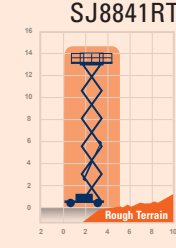
SD3268	Skyjack
Reach Height (Max)	11.75m
Platform Height (Max)	10.20m
Length (Stowed)	3.35m
Deck Extension	1.52m
Closed Height (Stowed)	1.75m
Width	1.76m
Lifting Capacity	454kg
Weight	3781kg
Diesel	Foam Filled
Ideal Ground Conditions	Rough Terrain
IPAF Licence Category	3a



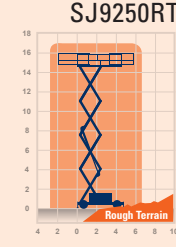
SD4069	Dingli
Reach Height (Max)	14.30m
Platform Height (Max)	12.30m
Length (Stowed)	3.84m
Deck Extension	1.43m
Closed Height (Stowed)	1.97m
Width	1.76m
Lifting Capacity	363kg
Weight	5150kg
Diesel	Non Marking
Ideal Ground Conditions	Rough Terrain
IPAF Licence Category	3a



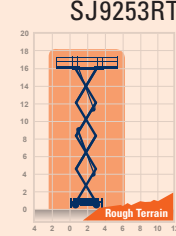
SD4188	Skyjack
Reach Height (Max)	14.50m
Platform Height (Max)	12.50m
Length (Stowed)	3.53m
Deck Extension	1.22m x2
Closed Height (Stowed)	2.22m
Width	2.20m
Lifting Capacity	681kg
Weight	7650kg
Diesel	Foam Filled
Ideal Ground Conditions	Rough Terrain
IPAF Licence Category	3a



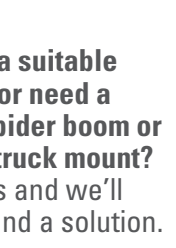
SD5092	Skyjack
Reach Height (Max)	17.24m
Platform Height (Max)	15.24m
Length (Stowed)	4.47m
Deck Extension	1.52m x2
Closed Height (Stowed)	2.29m
Width	2.34m
Lifting Capacity	681kg
Weight	7407kg
Diesel	Foam Filled
Ideal Ground Conditions	Rough Terrain
IPAF Licence Category	3a



SD5092	Skyjack
Reach Height (Max)	18.15m
Platform Height (Max)	16.15m
Length (Stowed)	4.42m
Deck Extension	1.52m x2
Closed Height (Stowed)	2.40m
Width	2.30m
Lifting Capacity	681kg
Weight	8473kg
Diesel	Solid
Ideal Ground Conditions	Rough Terrain
IPAF Licence Category	3a



BB34A	Niftylift
Reach Height (Max)	12.20m
Platform Height (Max)	10.20m
Working Outreach	6.10m
Length (Stowed)	3.35m
Closed Height (Stowed)	1.90m
Width	1.50m
Lifting Capacity	200kg
Weight	3500kg
Bi-energy	Non Marking
Ideal Ground Conditions	Flat / Slab
IPAF Licence Category	Articulated 3b



BB34A-RT	Niftylift
Reach Height (Max)	12.20m
Platform Height (Max)	10.20m
Working Outreach	6.10m
Length (Stowed)	3.35m
Closed Height (Stowed)	1.95m
Width	1.60m
Lifting Capacity	200kg
Weight	3620kg
Bi-energy	Non Marking
Ideal Ground Conditions	Rough Terrain
IPAF Licence Category	Articulated 3b



BB45A	Niftylift
Reach Height (Max)	15.50m
Platform Height (Max)	13.50m
Working Outreach	9.70m
Length (Stowed)	4.53m
Closed Height (Stowed)	2.01m
Width	1.50m
Lifting Capacity	225kg
Weight	7250kg
Bi-energy	Non Marking
Ideal Ground Conditions	Flat / Slab
IPAF Licence Category	Articulated With Jib 3b

BB51A	Niftylift
Reach Height (Max)	17.00m
Platform Height (Max)	15.00m
Working Outreach	9.70m
Length (Stowed)	4.33m
Closed Height (Stowed)	1.99m
Width	1.50m
Lifting Capacity	225kg
Weight	7650kg
Bi-energy	Non Marking
Ideal Ground Conditions	Flat / Slab
IPAF Licence Category	Articulated With Jib 3b

BB51A-RT	Niftylift
Reach Height (Max)	17.20m
Platform Height (Max)	15.20m
Working Outreach	9.40m
Length (Stowed)	4.80m
Closed Height (Stowed)	2.10m
Width	2.00m
Lifting Capacity	225kg
Weight	5000kg
Hybrid	Foam Filled
Ideal Ground Conditions	Rough Terrain
IPAF Licence Category	Articulated With Jib 3b

BB62A	Niftylift
Reach Height (Max)	20.80m
Platform Height (Max)	18.80m
Working Outreach	13.00m
Length (Stowed)	5.47m
Closed Height (Stowed)	2.18m
Width	2.27m
Lifting Capacity	250kg
Weight	6680kg
Hybrid	Non Marking
Ideal Ground Conditions	Rough Terrain
IPAF Licence Category	Articulated With Jib 3b

BB85A	Niftylift
Reach Height (Max)	28.00m
Platform Height (Max)	26.00m
Working Outreach	19.00m
Length (Stowed)	7.30m
Closed Height (Stowed)	2.70m
Width	2.49m
Lifting Capacity	280kg
Weight	14650kg
Hybrid	Non Marking
Ideal Ground Conditions	Rough Terrain
IPAF Licence Category	Articulated With Jib 3b

Group Code	BB34A
Manufacturer	Niftylift
Reach Height (Max)	12.20m
Platform Height (Max)	10.20m

NATIONAL COVERAGE

SERVICE



Head Office

Arenson Centre
Arenson Way
Houghton Regis
Dunstable, LU5 5UL
Tel: 01582 297050

Luton Depot

Watling Street, Dunstable
Bedfordshire. LU6 3QT
Tel: 01582 297050

Kent Depot

Unit C, 1 Cannonbridge
Cannonbridge Ind. Estate
Cannon Lane
Tonbridge, TN9 1PP
Tel: 01732 753050

Reading Depot

Unit 6 Youngs Industrial Estate
Paices Hill, Aldermaston
Berkshire. RG7 4PW
Tel: 0118 402 9090

Midlands Depot

Vulcan Way, Coalville. LE67 3FW
Tel: 01530 569169

Anglia Depot


Station Business Park
Station Road, Barnham
Suffolk. IP24 2PD
Tel: 01842 778585

North West Depot

Unit 1A Lyncastle Road
Barleycastle Lane, Appleton
Warrington. WA4 4SN
Tel: 01925 972040

South West Depot

Unit 4 Cherry Orchard
Squibbers Way
Bridgwater. TA6 5FB
Tel: 01278 619777



We offer a true UK wide hire service via a network of strong regional access companies who share Star Platforms' values, offering high service levels and quality equipment.



0844 682 0000
starplatforms.co.uk
hire@starplatforms.co.uk

Accreditations and Memberships

